

# Way Forward

by

Naren Koduvattat



**I-Point Consulting Services Pvt. Ltd.**

[www.i-point.co.in](http://www.i-point.co.in)

10 March 2010

# Global Context for 2009-2013

## India

- 2<sup>nd</sup> fastest growing economy in the world
- Largest producer of young working professionals
- Growth of services share in GDP sustainable
- Stable, consensus-driven political climate



## G-8

- Shrinking population of working professionals
- Growth in demand for services
- Stale / slow growth of domestic GDP

# 2009-2013 Growth Outlook - Overall



Sector	Employability - Overall	Employability - Science & Tech Professionals	Past 5 years	Next 5 years
Agriculture	High	Low		
Automobiles	Med	Med	15.00%	9.00%
Banks	High	Low	20.00%	21.00%
Chemicals	Low	Med	15.00%	13.00%
Commercial Services & Supplies	High	Low	19.00%	17.00%
Computer Hardware & services	High	High	25.00%	19.00%
Construction Materials	High	Med	22.00%	22.00%
Consumer durables & apparels	High	Low	17.00%	15.00%
Consumer Services	High	Med	13.00%	10.00%
Core Infrastructure				
Education	High	High		
Energy & Power	Med	High	24.00%	28.00%
Financial Services	High	Low	28.00%	26.00%
Healthcare services & equipments	High	High	30.00%	31.00%
Household & personal products	Low	Low	7.00%	7.00%
IT Services & ITES	High	High	27.00%	20.00%
Media	High	High	25.00%	20.00%
Metals & Mining	High	Med	30.00%	25.00%
Paper & Forest Products	Low	Low	14.00%	8.00%
Pharma & Biotech	Med	High	18.00%	16.00%
Real Estate	High	Med	62.00%	40.00%
Retailing	High	Low	34.00%	22.00%
Telecom Services & Hardware	High	High	20.00%	20.00%
Transportation	Med	Low	14.00%	12.00%
Utilities	Low	Med	19.00%	22.00%

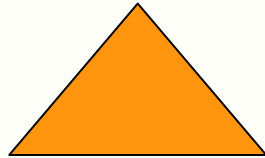
*Source : Financial Analyst / IBEF / CII / Nasscom reports, other sources. I-Point doesn't warrant accuracy of the above information.*

# 2009-2013 High Employability Sectors for Engineering Students


Sector	Employability - Overall	Employability - Science & Tech Professionals	Past 5 years	Next 5 years
Pharma & Biotech	Med	High	18.00%	16.00%
Computer Hardware & services	High	High	25.00%	19.00%
Telecom Services & Hardware	High	High	20.00%	20.00%
Healthcare services & equipments	High	High	30.00%	31.00%
Media	High	High	25.00%	20.00%
IT Services & ITES	High	High	27.00%	20.00%
Education	High	High		
Energy & Power	Med	Med	24.00%	28.00%
Real Estate	High	Med	62.00%	40.00%

*Source : Financial Analyst / IBEF / CII / Nasscom reports, other sources. I-Point doesn't warrant accuracy of the above information.*

# Sector Outlook - Niche, Mass & Evergreen

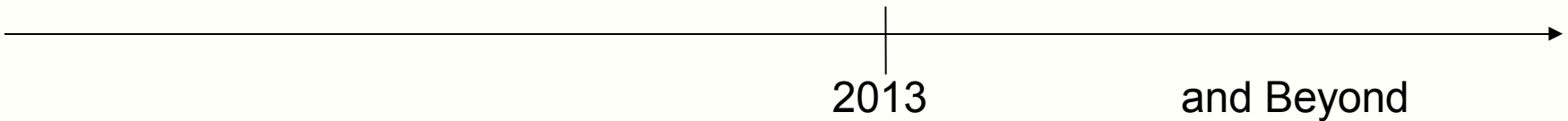


**Green, Security, Nano, R&D**

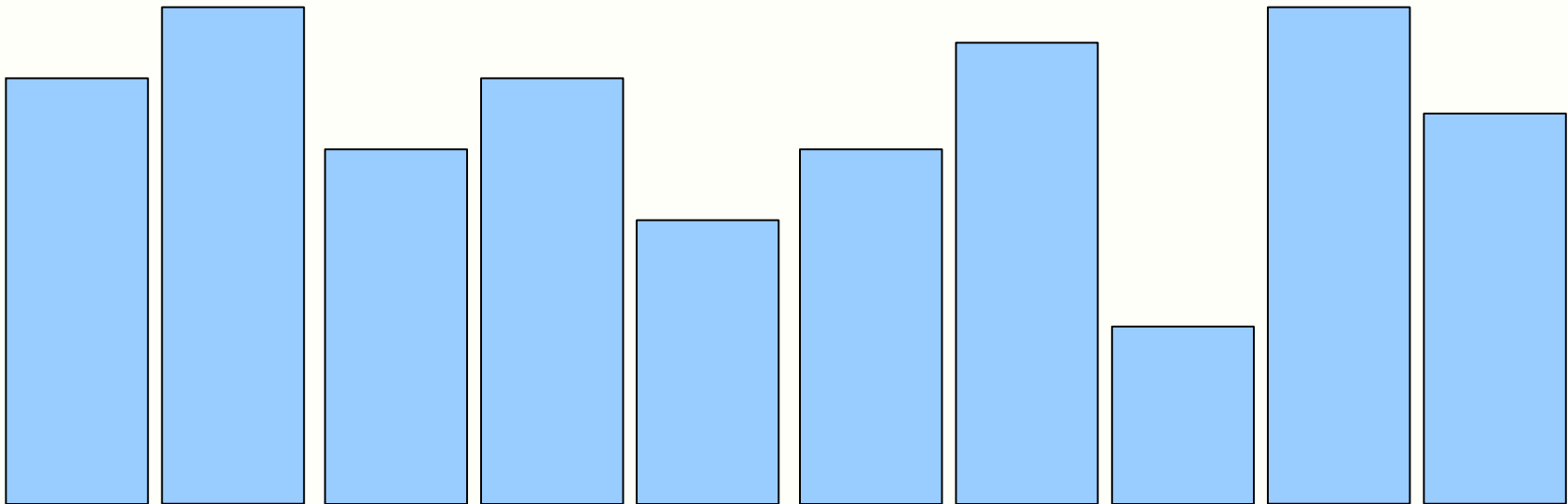


**Healthcare, IT+Telecom+Media,  
Energy+Power**

**Healthcare, Education, Power, Housing, Core Infrastructure, Electronics**



# Sector Outlook - The Big Horizontals



**Information Technology**

**Electronics**

**Education**

**Core Infrastructure**

# Growth in Job Creation : Oct 09 – Jan 10



Sector	
Computer H/w	105%
Academics	100%
Advertisement	100%
Telecom	45%
Infrastructure	40%
Manufacturing	38%
Automobile	24%

Sector	
Entertainment	1%
Logistics	3%
Retail	6%
ITES	-ve
Textiles	-ve

Sector	
Engineering	63%
Research & Consultancy	65%
Overall	20%+

*Source : ASSOCHAM report on growth of job creation compared to same period of previous year. I-Point doesn't warrant accuracy of the above information.*

# Career Choices - Different Thoughts



**Defence**



**Research**



**Teaching**

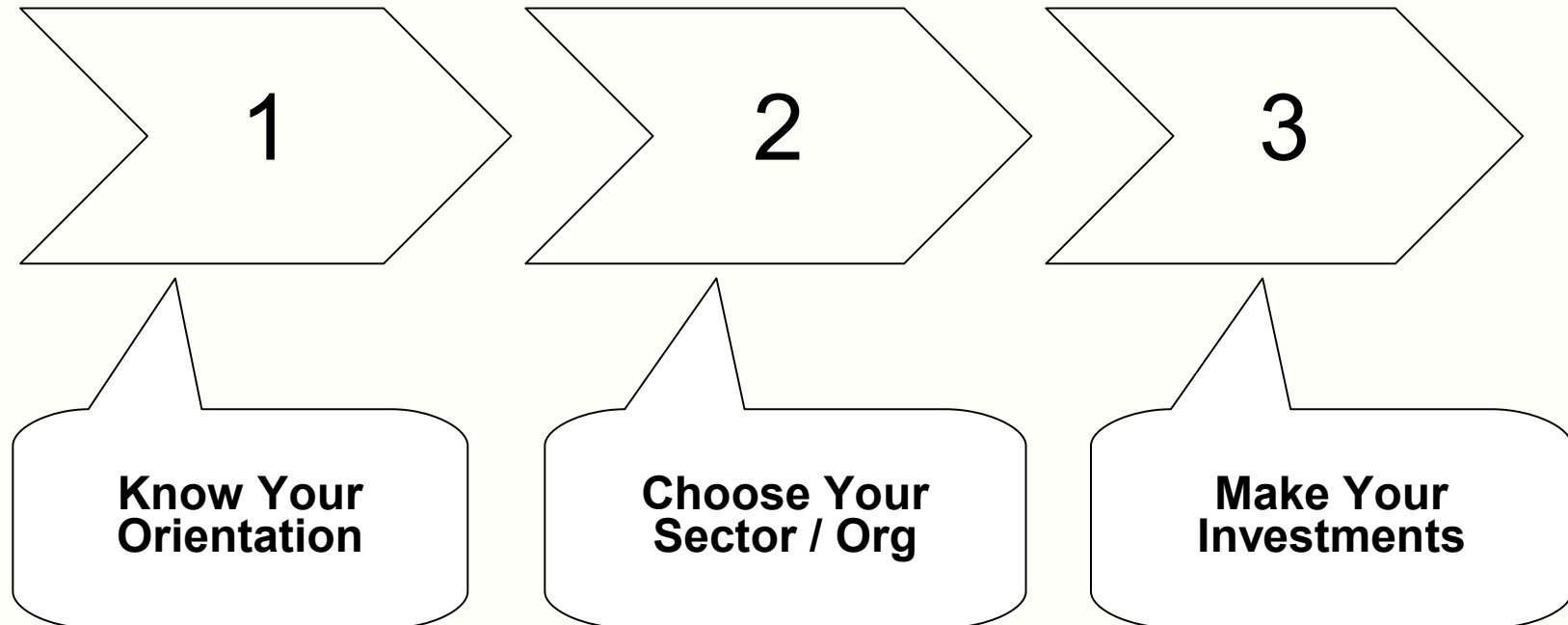


**Entrepreneurship**



**Civil Service**

# Career Choices - Next steps



# Career Choices - Where to Invest ?

**Success**

**=**

**Opportunity x Competency x Attitude**

**All The Best !**